

LED CLOSET LIGHT WITH PIR SENSOR



5 CCT
2700K 3000K 3500K 4000K 5000K

ETL Intertek, Energy Star, Wet Location, 5 YEAR LIMITED WARRANTY, DoB, DIMMABLE
CAN ICES-005 (B) / NMB-005 (B)

Surface mount low profile housing | 90CRI | 5CCT | Wet Location Indoor Rated | Keyless slot j-box mounting | PIR Sensor with 30 second to off delay

CL106P-110WM-PF5C9N	10W	120V	2700K - 554.8LM	3000K - 588.9LM	3500K - 626.4LM	4000K - 635.1LM	5000K - 611LM	Ø 6.7" x 1"
CL108P-115WM-PF5C9N	15W		2700K - 908LM	3000K - 942.9LM	3500K - 987.21LM	4000K - 918.1LM	5000K - 858.1LM	Ø 7.8" x 1.3"

LED ULTRASLIM EDGE LIT CEILING FLUSHMOUNT



5 CCT
2700K 3000K 3500K 4000K 5000K

ETL Intertek, Energy Star, Damp Location, Wet Location, DoB, 5 YEAR LIMITED WARRANTY, DIMMABLE
CAN ICES-005 (B) / NMB-005 (B)

ACCESSORIES AVAILABLE:

- SMSTM5-BL - Black Snap-on Trim for SMSWR5
- SMSTM7-BL - Black Snap-on Trim for SMSWR7
- SMSTM12-BL - Black Snap-on Trim for SMSWR12
- SMSTM5-BN - Brushed Nickel Snap-on Trim for SMSWR5
- SMSTM7-BN - Brushed Nickel Snap-on Trim for SMSWR7
- SMSTM12-BN - Brushed Nickel Snap-on Trim for SMSWR12

5CCT | D.O.B. Technology | Ultraslim 13mm thickness (Standard Fixture) | Ultraslim 16.5mm thickness (Night Light Fixture) | Uniform light distribution | Wet Location Indoor rated (Standard Fixture) | Damp Location rated (Night Light Fixture) | >80CRI | Triac Dimmable | Clip-on Black & Brushed Nickel Trims available (not available for Night Light Fixture) | Contractor friendly rotatable installation

SMSWR5-815CD-WH-FF**	8W	120V	TRIAC	2700K - 462LM	3000K - 472.5LM	3500K - 498.5LM	4000K - 497LM	5000K - 497LM	Ø 5.3" x 0.52"
SMSWR7-1215CD-WH-FF**	12W			2700K - 742LM	3000K - 756LM	3500K - 784LM	4000K - 781LM	5000K - 764.5LM	Ø 7.0" x 0.52"
SMSWR12-2415CD-WH-FF**	24W			2700K - 1859LM	3000K - 1902LM	3500K - 2002LM	4000K - 2025LM	5000K - 1963LM	Ø 11.81" x 0.53"
SMSWRNL7-1215CD-WH-FF**	12W / 3W			NL MODE- 2200K - 200LM	2700K - 530LM	3000K - 692LM	3500K - 789LM	4000K - 759LM	5000K - 645LM

** - June 2024 Delivery / Night Light Feature on back trim - when in NL mode, 2200K, 3W - To activate NL mode, turn switch off and on within 3 seconds

LED DISK LIGHT FLUSH MOUNT



3 CCT
3000K 4000K 5000K

ETL Intertek, Energy Star, Wet Location, 5 YEAR LIMITED WARRANTY, DIMMABLE
CAN ICES-005 (B) / NMB-005 (B)

Low profile 1.1" housing | 105° translucent polycarbonate diffuser | Keyless slot mounting to j-boxes | IP44 Wet Location Indoor rated | IC rated | 3CCT | Triac dimmable | >80CRI

RTFFR4-101-CD-WH	10W	120V	TRIAC	3000K - 581LM	4000K - 678LM	5000K - 602LM	Ø 6.2" x 1.1"
RTFFR56-151-CD-WH	15W			3000K - 949LM	4000K - 1086LM	5000K - 983LM	Ø 7.5" x 1.1"

LED ROUND PUFF



5 CCT
2700K 3000K 3500K 4000K 5000K

ETL Intertek, Energy Star, Damp Location, 5 YEAR LIMITED WARRANTY, DoB, DIMMABLE
CAN ICES-005 (B) / NMB-005 (B)

Low profile design | Durable polystyrene lens | 5CCT | Triac dimmable | Keyless slot j-box mounting | D.O.B. technology | Damp Location rated

CM211D-1515CD-WH	15W	120V	TRIAC	2700K - 1353LM	3000K - 1395LM	3500K - 1350LM	4000K - 1487LM	5000K - 1446LM	Ø 10.8" x 3.9"
CM214D-2515CD-WH	25W			2700K - 2324LM	3000K - 2436LM	3500K - 2532LM	4000K - 2527LM	5000K - 2458LM	Ø 13.7" x 4.1"

LED ROUND BRUSHED NICKEL SPILL RING



5 CCT



CAN ICES-005 (B) / NMB-005 (B)



ACCESSORIES AVAILABLE:

CMSTKG-BN - Brushed Nickel 6" Stem Kit for CM312SD / CM314SD / CM316SD / CM314D / CMM316D

Low profile slim design | Durable polystyrene lens | 5CCT - 2700K, 3000K, 3500K, 4000K, 5000K | Triac dimmable | D.O.B. technology | Damp Location rated

CM312SD-1515CD-BN	15W	120V	TRIAC	2700K - 1150LM	3000K - 1246LM	3500K - 1335LM	4000K - 1337LM	5000K - 1287LM	Ø 12" x 2.3"
CM314SD-2515CD-BN	25W			2700K - 1763LM	3000K - 1894LM	3500K - 2040LM	4000K - 2098LM	5000K - 2034LM	Ø 14" x 2.3"
CM316SD-2515CD-BN	25W			2700K - 1751LM	3000K - 1876LM	3500K - 2076LM	4000K - 2024LM	5000K - 2015LM	Ø 16" x 2.3"

Low profile design | Durable Polystyrene lens - easily removable | Brushed Nickel Spill Ring accents | Triac dimmable | D.O.B. technology | Damp Location rated

*CM314D-2213D-BN	22W	120V	TRIAC	3000K - 1750LM	Ø 13.7" x 3.42"
*CM314D-2214D-BN				4000K - 1750LM	
*CMM316D-251BNPS3D	25W	120V	TRIAC	3000K - 1750LM	Ø 15.7" x 4.1"
*CMM316D-251BNPS4D				4000K - 1750LM	



CAN ICES-005 (B) / NMB-005 (B)

*. To be discontinued

LED RECESSED ULTRATHIN



DLSWR4 / DLSWR6



Reduce packaging for more efficient and larger installations



6-PACK CONTRACTOR PACK AVAILABLE

5 CCT



CAN ICES-005 (B) / NMB-005 (B)

ACCESSORIES AVAILABLE:

- DLSW4-MP - Pre-Mounting Plate for DLSWR4-121L5C9D
- DLSW6-MP - Pre-Mounting Plate for DLSWR6-121L5C9D
- DLSTM4-BL - Snap-On Black Trim for DLSWR4-121L5C9D
- DLSTM4-BN - Snap-On Brushed Nickel Trim for DLSWR4-121L5C9D
- DLSTM4-BZ - Snap-On Bronze Trim for DLSWR4-121L5C9D

- DLSTM6-BL - Snap-On Black Trim for DLSWR6-121L5C9D
- DLSTM6-BN - Snap-On Brushed Nickel Trim for DLSWR6-121L5C9D
- DLSEC-72-FT4-3P - 72" Extension Cord for DLSWR4 / R6 - 121L5C9D
- DLSEC-120-FT4-3P - 120" Extension Cord for DLSWR4 / R6 121L5C9D
- DLSEC-240-FT4-3P - 240" Extension Cord for DLSWR4 / R6 121L5C9D

Durable Air-Tight Aluminum body | IC Air-Tight rated | 90CRI | 5CCT - 2700K, 3000K, 3500K, 4000K, 5000K - Default setting is 3000K | Snap-On Trims in Black, Brushed Nickel, Bronze | Triac dimmable | Wet Location Indoor rated

DLSWR4-121L5C9D-WH-FF	12W	120V	TRIAC	2700K - 732LM	3000K - 800LM	3500K - 848LM	4000K - 855LM	5000K - 820LM	Ø 4.7" x 1"
DLSWR4-121L5C9D-WH-FF-6P (4" - 6-PACK CONTRACTOR PACK)				2700K - 811LM	3000K - 877LM	3500K - 810LM	4000K - 917LM	5000K - 888LM	Ø 6.8" x 1"
DLSWR6-121L5C9D-WH-FF									

RECESSED ULTRATHIN - FIRE RATED



A 2-HOUR Fire Rating with a fire-block steel plate pre-installed at the back of the array housing.

5 CCT



CAN ICES-005 (B) / NMB-005 (B)

ACCESSORIES AVAILABLE:


- DLSW4-MP - Pre-Mounting Plate for DLSWRFR4-121L5C9D
- DLSEC-120-FT6-3P - 120" Extension Cord for DLSWRFR4
- DLSEC-240-FT6-3P - 240" Extension Cord for DLSWRFR4

Durable body with Steel Backplate for heat resistance | FT6 Cable & Cable Extensions | IC Air-Tight rated | 90CRI | Complies with UL 263 - tested to be approved for 2 hour fire rating | 5CCT - 2700K, 3000K, 3500K, 4000K, 5000K - Default setting is 3000K | Triac dimmable | Wet Location Indoor rated


DLSWRFR4-121L5C9D-WH-FF	12W	120V	TRIAC	2700K - 767LM	3000K - 808LM	3500K - 849LM	4000K - 842LM	5000K - 803LM	Ø 5" x 1.25"
-------------------------	-----	------	-------	---------------	---------------	---------------	---------------	---------------	--------------



To change to "NIGHT LIGHT MODE" with the reduced light output from the trim ring: Switch the downlight "OFF" and back "ON" again "WITHIN 3 SECONDS" to activate night light mode.



RECESSED ULTRATHIN - NIGHT LIGHT



ACCESSORIES AVAILABLE:
 DLSW4-MP - Pre-Mounting Plate for DLSWRNL4-91L5C9D
 DLSEC-120-FT4-5P - 120" Extension Cord for DLSWRNL4
 DLSEC-240-FT4-5P - 240" Extension Cord for DLSWRNL4

Durable aluminum body | IC Air-Tight rated | 90CRI | Night Light Mode - 2200K - perimeter lighting only | 5CCT - 2700K, 3000K, 3500K, 4000K, 5000K - Default setting is 3000K | Triac dimmable | Wet Location Indoor rated

DLSWRNL4-91L5C9D-WH-FB	9W	120V	TRIAC	NL MODE- 2200K - 150LM	2700K - 705LM	3000K - 743LM	3500K - 781LM	4000K - 779LM	5000K - 758LM	Ø 5" x 1.25"
------------------------	----	------	-------	------------------------	---------------	---------------	---------------	---------------	---------------	--------------

LED COMMERCIAL RECESSED DOWNLIGHT



ACCESSORIES AVAILABLE:
 DLCLRMP-TG - Pre-Mounting Plate for T-Grid Ceiling
 DLCLRMP-SJ - Pre-Mounting Plate for Stud / Joist Ceiling
 DLCLTM4-BL - Snap-On Black Trim for DLCLR4
 DLCLTM6-BL - Snap-On Black Trim for DLCLR6
 DLCLTM8-BL - Snap-On Black Trim for DLCLR8
 DLCLTM4-BN - Snap-On Brushed Nickel Trim for DLCLR4
 DLCLTM6-BN - Snap-On Brushed Nickel Trim for DLCLR6
 DLCLTM8-BN - Snap-On Brushed Nickel Trim for DLCLR8
 DLCLGR4-WH - White Goof Ring for DLCLR4
 DLCLGR6-WH - White Goof Ring for DLCLR6
 DLCLGR8-WH - White Goof Ring for DLCLR8



90° Beam Pattern | IC Rated with Airtight Housing | 120-347V | 90 CRI | Multi-wattage | 3CCT | 24" BX Cable Attached with Adapter & Safety Clip | Snap-On Black & Silver Trims | Goof Rings and Pre-Mounting Plates Available | Wet Location Indoor rated

DLCLR4-5812WCO-WH-FB	5.5W	120 - 347V	0-10V	3000K - 499LM	3500K - 495LM	4000K - 494LM	Ø 5.9" x 4.2"
	8W			3000K - 735LM	3500K - 760LM	4000K - 750LM	
	12W			3000K - 1059LM	3500K - 1103LM	4000K - 1054LM	



90° Beam Pattern | IC Rated with Airtight Housing | 120-347V | 90 CRI | Multi-wattage | 5CCT | 24" BX Cable Attached with Adapter & Safety Clip | Snap-On Black & Silver Trims | Goof Rings and Pre-Mounting Plates Available | Wet Location Indoor rated

DLCLR6-M18W5C0-WH-FB	7W	120 - 347V	0-10V	2700K - 607LM	3000K - 604LM	3500K - 609LM	4000K - 608LM	5000K - 604LM	Ø 8.25" x 4.63"
	10W			2700K - 865LM	3000K - 874LM	3500K - 899LM	4000K - 890LM	5000K - 873LM	
	18W			2700K - 1463LM	3000K - 1488LM	3500K - 1533LM	4000K - 1536LM	5000K - 1476LM	
DLCLR8-M22W5C0-WH-FB	10W	120 - 347V	0-10V	2700K - 899LM	3000K - 920LM	3500K - 928LM	4000K - 928LM	5000K - 914LM	Ø 10.25" x 5.5"
	15W			2700K - 1363LM	3000K - 1395LM	3500K - 1429LM	4000K - 1406LM	5000K - 1365LM	
	22W			2700K - 1776LM	3000K - 1872LM	3500K - 1915LM	4000K - 1931LM	5000K - 1854LM	



LED BACK-LIT FLAT PANELS



ACCESSORIES AVAILABLE:
 RTBP5SPK-M - Cable Suspension Kit (1M) for all RTBP5P2
 RTBP5DWK-14M - Drywall Kit for RTBP514P2
 RTBP5DWK-22M - Drywall Kit for RTBP522P2
 RTBP5DWK-24M - Drywall Kit for RTBP524P2
 RTBP5SMK-14M - Surface Mount Kit for RTBP514P2
 RTBP5SMK-22M - Surface Mount Kit for RTBP522P2
 RTBP5SMK-24M - Surface Mount Kit for RTBP524P2

MULTI-WATTAGE & 3CCT
 3500K 4000K 5000K

CAN ICES-005 (B) / NMB-005 (B)

PMMA Surface for Glare Free Uniformity | Flicker Free | 4 Mounting Options - Recessed T-Bar / Recessed Drywall / Surface / Suspended | 90 CRI | Multi-wattage | 3CCT - 3500K, 4000K, 5000K | Damp Location Rated

RTBP514P2-M40WGO-WH	25W	120 - 347V	0-10V	3500K - 3149LM	4000K - 3160LM	5000K - 3157LM	47.6" x 11.7" x 1.2"
	30W			3500K - 3758LM	4000K - 3753LM	5000K - 3796LM	
	40W			3500K - 5006LM	4000K - 5002LM	5000K - 5015LM	
RTBP522P2-M40WGO-WH	25W	120 - 347V	0-10V	3500K - 3278LM	4000K - 3204LM	5000K - 3310LM	23.7" x 23.7" x 1.2"
	30W			3500K - 3751LM	4000K - 3866LM	5000K - 3769LM	
	40W			3500K - 5003LM	4000K - 5092LM	5000K - 5012LM	
RTBP524P2-M50WGO-WH	30W	120 - 347V	0-10V	3500K - 3814LM	4000K - 3769LM	5000K - 3771LM	47.6" x 23.7" x 1.2"
	40W			3500K - 5028LM	4000K - 5025LM	5000K - 5001LM	
	50W			3500K - 6254LM	400K - 6260LM	5000K - 6256LM	

INDIRECT BASKET TROFFERS



MULTI-WATTAGE & 3CCT
 3500K 4000K 5000K

CAN ICES-005 (B) / NMB-005 (B)

Light weight shallow body design | High efficiency reflective PC cover for soft, glare-free illumination | Multi-wattage | 3CCT - 3500K, 4000K, 5000K | Damp Location Rated

RTDIBS522-M40WGO	25W	120 - 347V	0-10V	3500K - 3160LM	4000K - 3322LM	5000K - 3340LM	47.6" x 11.7" x 1.2"
	30W			3500K - 3603LM	4000K - 3806LM	5000K - 3820LM	
	40W			3500K - 4738LM	4000K - 5029LM	5000K - 5068LM	
RTDIBS524-M50WGO	30W	120 - 347V	0-10V	3500K - 3704LM	4000K - 3845LM	5000K - 3835LM	23.7" x 23.7" x 1.2"
	40W			3500K - 4910LM	4000K - 5116LM	5000K - 5193LM	
	50W			3500K - 6297LM	4000K - 5798LM	5000K - 5822LM	

LED WRAP



MULTI-WATTAGE & 3CCT
 3500K 4000K 5000K

CAN ICES-005 (B) / NMB-005 (B)

ACCESSORIES AVAILABLE:
 WRA54S-CH - Chain (2) for WRA54S
 WRA54S-VHOOKS - V-Hooks (2) for WRA54S
 WRA54S-LEN - Replacement Lens for WRA54S

Frosted Glare Free Lens | Fixtures can be Surface or Suspension Mounted | Fixtures are Linkable | Multi-wattage | 3CCT - 3500K, 4000K, 5000K | Damp Location Rated

WRA54S-M46WOC-WH	30W	120 - 347V	0-10V	3500K - 3882LM	4000K - 4005LM	5000K - 3963LM	44.4" x 5.3" x 1.9"
	38W			3500K - 4670LM	4000K - 4843LM	5000K - 4755LM	
	46W			3500K - 5678LM	4000K - 5917LM	5000K - 5774LM	

LED STRIP LIGHT FIXTURE



MULTI-WATTAGE & 3CCT



CAN ICES-005 (B) / NMB-005 (B)

Frosted Glare Free Lens | End Knockouts for Continuous Row Mounting | Optional Internal Microwave Sensor Option | J-Box Covers Included | Fixtures can be Surface or Suspension Mounted | Wire Guards Available | Multi-wattage | 3CCT | Damp Location Rated

STL54S-M50WLCO-WH	30W	120 - 347V	0-10V	3500K - 4106LM	4000K - 4299LM	5000K - 4234LM	47.1" x 2.4" x 2.7"
	40W			3500K - 5133LM	4000K - 5710LM	5000K - 5454LM	
	50W			3500K - 6416LM	4000K - 6994LM	5000K - 6673LM	
STL58S-M90WLCO-WH	70W	120 - 347V	0-10V	3500K - 9658LM	4000K - 10647LM	5000K - 9921LM	94.2" x 2.4" x 2.7"
	80W			3500K - 10836LM	4000K - 11867LM	5000K - 11109LM	
	90W			3500K - 11640LM	4000K - 12723LM	5000K - 11826LM	

STL5S ACCESSORIES AVAILABLE:

- STL54S-WG - Wire Guard for STL54S // 2 x STL54S-WG Required for STL58S
- STL54S-LEN - Replacement Lens for STL54S
- STL58S-LEN - Replacement Lens for STL58S
- STL5S-CB - Connection Bracket for STL5S Series
- STL5S-SENMC-12V - Microwave Sensor for STL5S Series
- HB5-RCS - Remote Control for STL5S-SENMC-12V Sensor
- STL5S-VHOOKS - V-Hooks (2) for STL5S Series
- STL-GH - Chain (2) for STL5S Series

MULTI-WATTAGE & 4CCT



CAN ICES-005 (B) / NMB-005 (B)

Frosted Glare Free Lens | End Knockouts for Continuous Row Mounting | Optional Internal Microwave Sensor Option | J-Box Covers Included | Fixtures can be Surface or Suspension Mounted | Wire Guards Available | Multi-wattage | 4CCT | Push Button Lens Removal | Damp Location Rated

STL64-M40WL4CO-WH**	30W	120 - 347V	0-10V	3000K - TBA	3500K - TBA	4000K - TBA	5000K - TBA	47.1" x 2.4" x 2.7"
	40W			3000K - TBA	3500K - TBA	4000K - TBA	5000K - TBA	
	50W			3000K - TBA	3500K - TBA	4000K - TBA	5000K - TBA	
STL68-M90WL4CO-WH**	70W	120 - 347V	0-10V	3000K - TBA	3500K - TBA	4000K - TBA	5000K - TBA	94.2" x 2.4" x 2.7"
	80W			3000K - TBA	3500K - TBA	4000K - TBA	5000K - TBA	
	90W			3000K - TBA	3500K - TBA	4000K - TBA	5000K - TBA	

STL6 ACCESSORIES AVAILABLE:

- STL6-WG - Wire Guard for STL64 // 2 x STL6-WG Required for STL68
- STL64-LEN - Replacement Lens for STL64
- STL68-LEN - Replacement Lens for STL68
- STL6-CBSM - Surface Mount Bracket for STL6 Series
- STL6-CBSP - Suspension Mount Bracket for STL6 Series
- STL6-SENMC-12V - Internal Microwave Sensor for STL6 Series
- STL6-RCS - Remote Control for STL6-SENMC-12V
- STL6-VHOOKS - V-Hooks (2) for STL6 Series
- STL-GH - Chain (2) for STL6 Series



CAN ICES-005 (B) / NMB-005 (B)

Frosted Glare Free Lens | End Knockouts for Continuous Row Mounting | Optional Internal Microwave Sensor Option | J-Box Covers Included | Fixtures can be Surface or Suspension Mounted | Wire Guards Available | Damp Location Rated

STL52-20WL50-WH	20W	120 - 347V	0-10V	5000K - 2640LM	25.9" x 3.4" x 4.6"
-----------------	-----	------------	-------	----------------	---------------------

STL52 ACCESSORIES AVAILABLE:

- STL5-WG-2 - Wire Guard for STL52
- STL52-LEN - Replacement Lens for STL52
- STL5-CB - Connection Bracket for STL52
- STL5-SENBK - Sensor Bracket for STL52
- STL5-SENPIR - PIR Sensor for STL52
- STL5-RC - Remote Control for STL5-SENPIR
- STL-VHOOKS - V-Hooks (2) for STL52
- STL-CHAIN - Chain (2) for STL52

** - August 2024 Delivery

LED VAPOR TIGHT



CAN ICES-005 (B) / NMB-005 (B)

ACCESSORIES AVAILABLE:

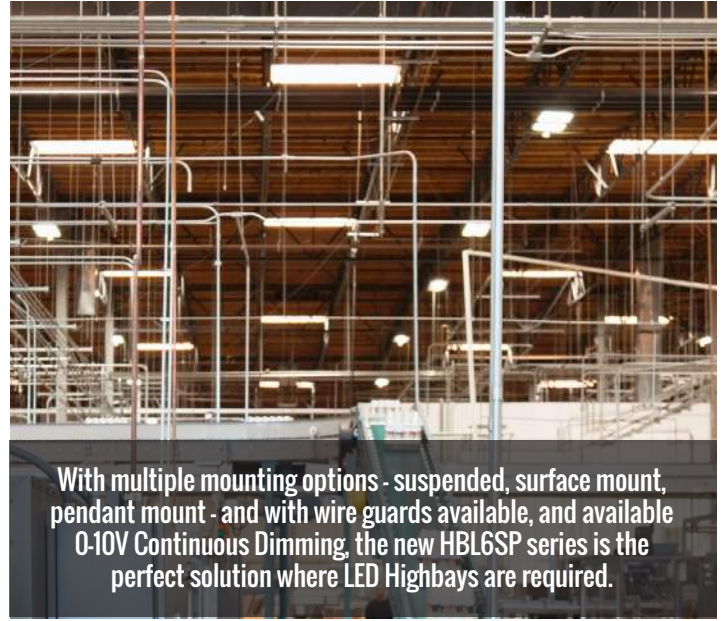
- VP542-JBB - Junction Box Bracket (Cover)

Stainless Steel Mounting Hardware & Clips | Unique Hinging System holds Lens & Sealed Strip in Place for Ease of Installation | UV Stabilized High-Impact Housing & Lens | Ceiling & Wall Flushmount Hardware in Packaging | Multi-wattage | 3CCT - 3500K, 4000K, 5000K | Wet Location Rated | IP66, NEMA 4X, IK10, NSF2

VP542-M46WLOC-F	30W	120 - 347V	0-10V	3500K - 4382LM	4000K - 4459LM	5000K - 4358LM	46.6" x 4.1" x 3.4"
	38W			3500K - 5251LM	4000K - 5320LM	5000K - 5230LM	
	46W			3500K - 6368LM	4000K - 6616LM	5000K - 6343LM	



The HBL6SP Series meets the UGR requirements through its shatterproof polycarbonate lens to achieve **DLC5.1 Premium** status. It is also equipped with a 10' whip, 6kV surge protection, and a pre-installed microwave sensor base to reduce contractor labor.



With multiple mounting options - suspended, surface mount, pendant mount - and with wire guards available, and available 0-10V Continuous Dimming, the new HBL6SP series is the perfect solution where LED Highbays are required.

LED LINEAR HIGHBAY



HBL612SP



HBL615SP

HBL6 ACCESSORIES AVAILABLE:

- HBL612SP-WG - Wire Guard for HBL612SP
- HBL615SP-WG - Wire Guard for HBL615SP
- HBL6SP-CB - Center Box for Pendant Mounting, 3/4" NPT for HBL6SP Series
- HBL6SP-SM - Surface Mount Bracket (2) for HBL6SP Series
- FLH5S-M-SENMC-12V - Microwave Sensor, 12V, 0-10V DIM for HBL6SP Series
- FLH5S-M-RC - Remote Control for FLH5S-M-SENMC-12V



CAN ICES-005 (B) / NMB-005 (B)

Ultra-Compact Die Cast Aluminum Housing | V-Hooks & Chain Included | Pendant & Ceiling Mount Available | 10' Power Cord Pre-Installed | Microwave Sensor Base pre-Installed | 6kv Surge Protection | Multi-wattage | 2CCT | Damp Location Rated

HBL612SP-M150WCOMB-WH-10MC	100W	120 - 347V	0-10V	4000K - 14200LM	5000K - 14600LM	11.11" x 14.7" x 1.9"
	135W			4000K - 18765LM	5000K - 19305LM	
	150W			4000K - 20400LM	5000K - 21000LM	
HBL615SP-M220WCOMB-WH-10MC	180W	120 - 347V	0-10V	4000K - 26280LM	5000K - 26820LM	11.81" x 18.11" x 1.9"
	200W			4000K - 28600LM	5000K - 29200LM	
	220W			4000K - 30800LM	5000K - 31460LM	



HBL52SP2

HBL5 ACCESSORIES AVAILABLE:

- HBL52SP2-WG - Wire Guard for HBL52SP2
- HBL52SP - Center Box for Pendant Mount - HBL52SP Series
- HB5-SENMC - Microwave Sensor for HBL52SP Series
- HB5-RCS - Remote Control for HB5-SENMC



CAN ICES-005 (B) / NMB-005 (B)

Compact Design | V-Hooks & Chain in Packaging | Pendant Mount Available | 10' Power Cord Pre-Installed | Microwave Sensor Base pre-Installed | 6kv Surge Protection | Multi-wattage | 3CCT | Damp Location Rated

HBL52SP2-M110WCOMB-WH-10MC	60W	120 - 347V	0-10V	3500K - 8392LM	4000K - 8390LM	5000K - 8526LM	23.6" x 11.8" x 1.8"
	80W			3500K - 11098LM	4000K - 11120LM	5000K - 11210LM	
	110W			3500K - 14016LM	4000K - 14407LM	5000K - 14328LM	



Newly designed LED UFO (Round) Highbay Fixtures - HBRA8 Series are equipped with a high-impact polycarbonate lens. The standard 90° beam pattern provides a UGR<28 rating, achieving DLC5.1 Premium status.



Operating at 120-347V, with a Microwave Sensor base and 10' whip pre-installed, 6kV surge protection, multi-wattage, and 3CCT options, the new HBRA8 series offers a high-performance solution, reducing inventory stress and minimizing potential ordering errors.

LED ROUND (UFO) HIGHBAY



HBRA8



CAN ICES-005 (B) / NMB-005 (B)

Ultra-Compact Die-Cast Aluminum Housing | Optional Ceiling & Pendant Mounting | 10' Power Cord Pre-Installed | Microwave Sensor Base pre-Installed | 6kv Surge Protection | Multi-wattage | 3CCT | IP65 Wet Location rated | NSF2 / NEMA4X

HBRA8-M150WCOMB-C9-10B	100W	120 - 347V	0-10V	3000K - 14300LM	4000K - 15600LM	5000K - 14500LM	Ø 11" x 5.76"
	125W			3000K - 17500LM	4000K - 19125LM	5000K - 17625LM	
	150W			3000K - 20550LM	4000K - 22500LM	5000K - 21300LM	
HBRA8-M240WCOMB-C9-10B	180W	120 - 347V	0-10V	3000K - 25920LM	4000K - 28080LM	5000K - 27180LM	Ø 14.17" x 4.92"
	200W			3000K - 28200LM	4000K - 30600LM	5000K - 29600LM	
	240W			3000K - 33120LM	4000K - 36000LM	5000K - 34800LM	

HBRA8 ACCESSORIES AVAILABLE:
 HBRA8-120D-ACLN-150 - 120° Acrylic Lens for HBRA8-M150
 HBRA8-120D-ACLN-240 - 120° Acrylic Lens for HBRA8-M240
 HBRA8-60D-ACLN-150 - 60° Acrylic Lens for HBRA8-M150
 HBRA8-60D-ACLN-240 - 60° Acrylic Lens for HBRA8-M240
 HBRA8-90D-ACCV-M - 90° Acrylic Cover for HBRA8-90D-ACRF-M150M240
 HBRA8-90D-ACRF-M150 - 90° Acrylic Reflector for HBRA8-M150
 HBRA8-90D-ACRF-M240 - 90° Acrylic Reflector for HBRA8-M240
 HBRA8-90D-ALRF-M150 - 90° Aluminum Reflector for HBRA8-M150
 HBRA8-90D-ALRF-M240 - 90° Aluminum Reflector for HBRA8-M240
 HBRA8-90D-ALRF-M240 - 90° Aluminum Reflector for HBRA8-M240
 HBRA8-WG-M150 - Wire Guard for HBRA8-M150
 HBRA8-WG-M240 - Wire Guard for HBRA8-M240
 HBRA8-YK-M150 - Yoke Mount Bracket for HBRA8-M150
 HBRA8-YK-M240 - Yoke Mount Bracket for HBRA8-M240
 HBRA8-SP - Safety Cable for HBRA8, 1 Meter
 FLH5S-M-SENMC-12V - Microwave Sensor, 12V, 0-10V DIM for HBRA8 Series
 FLH5S-M-RC - Remote Control for FLH5S-M-SENMC-12V



HBRA5P



CAN ICES-005 (B) / NMB-005 (B)

Compact Pure Aluminum Housing | Suspension or Precision Yoke Mounting | 10' Power Cord Pre-Installed | Microwave Sensor Base pre-Installed | 6kv Surge Protection | Multi-wattage | 3CCT | IP65 Wet Location rated

HBRA5P-M150WCOMB-C9-10G	100W	120 - 347V	0-10V	3500K - 14650LM	4000K - 15778LM	5000K - 15347LM	Ø 11" x 7.2"
	150W			3500K - 21579LM	4000K - 21944LM	5000K - 22047LM	
HBRA5P-M240WCOMB-C9-10G	180W	120 - 347V	0-10V	3500K - 25828LM	4000K - 27676LM	5000K - 26651LM	Ø 13.3" x 7.6"
	200W			3500K - 27988LM	4000K - 30140LM	5000K - 28841LM	
	240W			3500K - 34104LM	4000K - 35053LM	5000K - 34958LM	

HBRA5P ACCESSORIES AVAILABLE:
 HBRA5P-90D-ALRF-M150 - 90° Aluminum Reflector for HBRA5P-M150
 HBRA5P-90D-PCRF-M240 - 90° Polycarbonate Reflector for HBRA5P-M240
 HBRA5P-SP-M150 - Safety Rope for HBRA5P-M150 / 0.5M
 HBRA5P-WG-M150 - Wire Guard for HBRA5P-M150
 HBRA5P-WG-M240 - Wire Guard for HBRA5P-M240
 HBRA5P-YK-M150 - Yoke Mount Bracket for HBRA5P-M150
 HBRA5P-YK-M240 - Yoke Mount Bracket for HBRA5P-M240
 HB5-SENMC - Microwave Sensor for HBRA5P-M150M240
 HB5-RCS - Remote Control for HBRA5-SENMC

LED WALL PACK



ACCESSORIES AVAILABLE:
 WP5M-M-RF-DB - Dark Sky Shield for WP5M-M50 / M120
 WP5M-M-WG-DB - Wire Guard for WP5M-M50 / M120



CAN ICES-005 (B) / NMB-005 (B)

Ultra-Slim Heavy Duty Die-Cast Aluminum Housing | High Efficiency Impact Resistant Borosilicate Glass Reflector | Easy to Install with Spider Pattern Knockouts | Photocell Pre-Installed - Can be Disabled | Internal Level to Ensure Precision Mounting | Multi-wattage | 3CCT | IP65 Wet Location rated

WP5M-M50WCOP-CD	30W	120 - 347V	0-10V	3000K - 4040LM	4000K - 4333LM	5000K - 4327LM	14" x 8.9" x 4.7"
	40W			3000K - 5130LM	4000K - 5483LM	5000K - 5334LM	
	50W			3000K - 6160LM	4000K - 6788LM	5000K - 6480LM	
WP5M-M120WCOP-CD	72W	120 - 347V	0-10V	3000K - 9348LM	4000K - 10052LM	5000K - 9807LM	14" x 8.9" x 4.7"
	96W			3000K - 11689LM	4000K - 12723LM	5000K - 12297LM	
	120W			3000K - 13878LM	4000K - 15472LM	5000K - 14865LM	



CAN ICES-005 (B) / NMB-005 (B)

Heavy duty, Low Profile Die Cast aluminum housing | Full Cut-off design | 4kv built-in Surge Protection | Clear glass lens | Photocell pre-installed - can be disabled | Multi-wattage | 3CCT | IP65 Wet Location rated

WP5F-M60WCOP-CD**	36W	120 - 347V	0-10V	3000K - 5155LM	4000K - 5515LM	5000K - 5498LM	14.2" x 9.27" x 6"
	48W			3000K - 6568LM	4000K - 7096LM	5000K - 6995LM	
	60W			3000K - 7832LM	4000K - 8537LM	5000K - 8462LM	
WP5F-M120WCOP-CD**	72W	120 - 347V	0-10V	3000K - 10594LM	4000K - 11464LM	5000K - 11346LM	14.2" x 9.27" x 6"
	96W			3000K - 13377LM	4000K - 14583LM	5000K - 14392LM	
	120W			3000K - 15514LM	4000K - 16685LM	5000K - 16655LM	



CAN ICES-005 (B) / NMB-005 (B)

ACCESSORIES AVAILABLE:
 WP5M-RF-DB - Dark Sky Shield for WP5M-4060
 WP5M-WG-DB - Wire Guard for WP5M-4060

Heavy Duty Die-Cast Aluminum Housing with Corrosion-Free Powder Coat Finish | High Efficiency Impact Resistant Borosilicate Glass Reflector | Multi-wattage | IP65 Wet Location rated

WP5M-4060-W50-DB	40W	120 - 347V	0-10V	5000K - 5776LM	13.1" x 9.8" x 5.2"
	60W			5000K - 8239LM	

** - August 2024 Delivery

MINI WALL PACK - OVER DOOR



CAN ICES-005 (B) / NMB-005 (B)

Sealed Die-Cast Aluminum Housing | Durable Thermoset Powder-Coat Finish - resistant to corrosion and weathering | Built-In Photocell - can be disabled | Junction box or wall mount ready | Multi-wattage | 3CCT | IP65 - Wet Location Rated

WPSM25-UCO-FDB-PC	15W	120 - 277V	0-10V	3000K - 1939LM	4000K - 2187LM	5000K - 2104LM	5.93" x 8.78" x 2.56"
	20W			3000K - 2496LM	4000K - 2871LM	5000K - 2711LM	
	25W			3000K - 3074LM	4000K - 3478LM	5000K - 3327LM	

MINI FLOOD



CAN ICES-005 (B) / NMB-005 (B)

ACCESSORIES AVAILABLE:
 FLS5-KN-DB - Knuckle Mount for FLS5 & FLL5
 FLS5-YK-DB - Yoke Mount for FLS5
 FLL5-YK-DB - Yoke Mount for FLL5

Compact die-cast aluminum housing | Built-In Photocell - can be disabled | 3 foot whip pre-installed | Multi-Wattage - ONLY FLL5-M60UCO | 3CCT | IP65 - Wet Location Rated

FLS5-15UCO-DB-PC-3	15W	120 - 277V	0-10V	3000K - 1994LM	4000K - 2135LM	5000K - 2064LM	5.2" x 7.2" x 1.8"
	40W			3000K - 5951LM	4000K - 6399LM	5000K - 6423LM	
FLL5-M60UCO-DB-PC-3	50W	120 - 277V	0-10V	3000K - 6981LM	4000K - 7762LM	5000K - 7380LM	8.2" x 9" x 1.8"
	60W			3000K - 8201LM	4000K - 9229LM	5000K - 8943LM	



LED FLOOD LIGHT / SHOEBOX



MULTI-WATTAGE & 3CCT
3000K 4000K 5000K

UL LISTED
DLC
WET LOCATION
5 YEAR LIMITED WARRANTY
DIMMABLE
CAN ICES-005 (B) / NMB-005 (B)

ACCESSORIES AVAILABLE:

- FLH5S-M-SENMC-12V - DC Microwave Sensor 12V / 0-10V Dim
- FLH5S-M-SENPC-W - Photocell Sensor 120-347V
- FLH5S-M-RC - Remote Control for FLH5S-M-SENMC-12V
- FLH5S-M-TR - Trunnion Mount
- FLH5S-M-UM - Universal Mount (does Round & Square Pole and Slipfitter)
- FLH5S-M150-YK - Yoke Mount for M150
- FLH5S-M300-YK - Yoke Mount for M300

- FLH5S-M150-LENS2 - NEMA TYPE 2 LENS for M150
- FLH5S-M150-LENS3 - NEMA TYPE 3 LENS for M150
- FLH5S-M150-LENS4 - NEMA TYPE 4 LENS for M150
- FLH5S-M300-LENS2 - NEMA TYPE 2 LENS for M300
- FLH5S-M300-LENS3 - NEMA TYPE 3 LENS for M300
- FLH5S-M300-LENS4 - NEMA TYPE 4 LENS for M300

Type 5 NEMA Distribution installed - Type 4 / 3 / 2 Available lens accessories | 10KV built-in Surge Protection | Mounting Bracket Options - Yoke / Trunnion / Universal Mount (does Round & Square Pole & Slip-Fitter all-in-one) | 10' whip pre-installed | 12V Microwave Sensor base pre-installed with IP rated cap | 120-347V Photocell base pre-installed with Shorting Cap | Multi-Wattage | 3CCT | IP65 - Wet Location Rated

FLH5S-M150WCO-5-PBS-DB	100W	120 - 347V	0-10V	3000K - 14566LM	4000K - 16121LM	5000K - 15604LM	15.74" x 10.4" x 3"
	120W			3000K - 16841LM	4000K - 18662LM	5000K - 18144LM	
	150W			3000K - 20140LM	4000K - 23117LM	5000K - 22092LM	
FLH5S-M300WCO-5-PBS-DB	200W	120 - 347V	0-10V	3000K - 28745LM	4000K - 31608LM	5000K - 31165LM	18.82" x 13" x 3"
	250W			3000K - 34622LM	4000K - 38707LM	5000K - 37525LM	
	300W			3000K - 40312LM	4000K - 46891LM	5000K - 43573LM	

LED GARAGE / CANOPY



MULTI-WATTAGE & 3CCT
3000K 4000K 5000K

UL LISTED
DLC
WET LOCATION
5 YEAR LIMITED WARRANTY
PHOTOCELL
DIMMABLE
CAN ICES-005 (B) / NMB-005 (B)

Low profile design with durable powder coat finish | Polycarbonate lens for even illumination | Built-In Photocell - can be disabled | 4kv built-in surge protection | Surface or Pendant Mount installation | Multi-wattage | 3CCT | IP65 - Wet Location Rated

CNM-456075-WCP-DB	45W	120 - 347V	0-10V	3000K - 5662LM	4000K - 5994LM	5000K - 5852LM	9.5" x 9.5" x 3.5"
	60W			3000K - 7383LM	4000K - 7941LM	5000K - 7115LM	
	75W			3000K - 8975LM	4000K - 9628LM	5000K - 9195LM	

LED BARN LIGHT



UL LISTED
DLC
WET LOCATION
5 YEAR LIMITED WARRANTY
PHOTOCELL
DIMMABLE
CAN ICES-005 (B) / NMB-005 (B)

ACCESSORIES AVAILABLE:
BL-MA - 23" Mounting Arm

2.5kv built-in Surge Protection | 3' whip pre-installed | Photocell pre-installed | 23" Mounting Arm available | IP65 - Wet Location Rated

BL107D-35U5PC-BL	35W	120 - 277V	0-10V	5000K - 4100LM	10.5" x 7" x 5.6"
BL107D-70U5PC-BL	70W			5000K - 8000LM	

Illumination Efficiency Meets Versatility

MULTI^{WATTAGE} CCT

INDOOR / OUTDOOR LED FIXTURES



ED **ETLIN-DANIELS**

1850 Wilson Ave. • Toronto, ON • M9M 1A1
Tel: 416.741.7336 • Fax: 416.741.9104 • Toll Free: in Canada. 1.800.661.9610
For sales/service questions - sales@etlin.com

www.etlin-daniels.com

©2024 - 2025