

# PRODUCT CATALOG

## 2023



 9133 Leslie Street, Unit 120,  
Richmond Hill, ON, L4B 4N1

 905-604-4666

 [www.renolighting.com](http://www.renolighting.com)

 [sales@renolighting.com](mailto:sales@renolighting.com)



RENO™  
LIGHTING



## ZENITH SERIES LED LINEAR HIGHBAY



OPTIONAL PLUG-IN MICROWAVE DIMMING SENSOR

ORDER #	MODEL#	WATTS	INITIAL LUMENS	LUMENS OUTPUT	VOLTS	CCT
R34111	RENO-LHB2-DV-MW-MCCT-R1	100/125/140W	150LM/W	15000/18750/21000lm	120-347V	35K/40K/50K
R34112	RENO-LHB2-DV-MW-MCCT-R2	145/160/175W	150LM/W	21750/24000/26250lm	120-347V	35K/40K/50K
R34113	RENO-LHB2-DV-MW-MCCT-R3	180/210/230W	150LM/W	31500/34500/37800lm	120-347V	35K/40K/50K
R34114	RENO-LHB2-DV-MW-MCCT-R4	250/300/340W	150LM/W	37500/45000/51000lm	120-347V	35K/40K/50K

## LED FOLDABLE ECO LINEAR HIGHBAY - (MULTI CCT/WATTAGE)



FOLDABLE



SWITCH ON THE SIDE

ORDER #	MODEL#	WATTS	INITIAL LUMENS	DIMMABLE	VOLTS	CCT
R34107	RENO-LHB2-DV-MW-MCCT-R1-ECO	80/110/135W	138LM/W	0-10 VDC	120-347V	35/40/50K
R34108	RENO-LHB2-DV-MW-MCCT-R2-ECO	140/160/170W	138LM/W	0-10 VDC	120-347V	35/40/50K
R34109	RENO-LHB2-DV-MW-MCCT-R3-ECO	180/210/225W	138LM/W	0-10 VDC	120-347V	35/40/50K

ORION SERIES  
LED UFO HIGHBAY



Dimmable Sensor (OPTIONAL)



PC Reflector with bottom cover



Controller for Bi-Level Sensor



ORDER #	MODEL#	LUMENS OUTPUT	WATTS	VOLTS	CCT
R34211	RENO-HBU-120W-DV-MCCT-R1	146 LM/W	60/80/100/120W	120-347V	35/40/50K
R34212	RENO-HBU-160W-DV-MCCT-R2	146 LM/W	80/100/120/160W	120-347V	35/40/50K
R34213	RENO-HBU-250W-DV-MCCT-R3	146 LM/W	120/150/200/250W	120-347V	35/40/50K

ORION SERIES  
LED UFO HIGHBAY ECO



Dim Sensor




Controller for Bi-Level Sensor



ORDER #	MODEL#	LUMENS OUTPUT	WATTS	VOLTS	CCT	BEAM ANGLE
R34221	RENO-HBU-150W-DV-5K-R1-ECO	145 LM/W	100W/125W/150W	120-347V	50K	110°
R34222	RENO-HBU-240W-DV-5K-R2-ECO	145 LM/W	150W/200W/240W	120-347V	50K	110°

ARRAY SERIES  
LED LINEAR STRIP



BUILT IN SENSOR



► Premium Efficiency

ORDER #	MODEL#	WATTS	LUMINOUS EFFICACY	LUMENS OUTPUT	VOLTAGE	CCT
R33009	RENO-LSN2-22W-DV-MCCT(2FT)	22W	141LM/W	3041lm	120-347V	35/40/50K
R33018	RENO-LSN4-DV-MW-MCCT(4FT)	22/28/36/44W	141LM/W	2970/3780/4860/5940lm	120-347V	35/40/50K
R33019	RENO-LSN8-DV-MW-MCCT(8FT)	48/68/90W	141LM/W	6480/9180/12150lm	120-347V	35/40/50K

ORDER #	MODEL#	LUMENS OUTPUT	INITIAL LUMENS	WATTS	VOLTAGE	CCT
R33020	RENO-LSN4-DV-MCCT-MW-MS(4FT)	2970/3780/4860/5940lm	130LM/W	22/28/36/44W	120-347V	35/40/50K
R33021	RENO-LSN8-DV-MCCT-MW-MS(8FT)	6480/9180/12150lm	130LM/W	48/68/90W	120-347V	35/40/50K



RENO-SENSOR-PIR-H-EX

Remote Controller


► ECO - Standard Efficiency

ORDER #	MODEL#	WATTS	INITIAL LUMENS	VOLTAGE	BEAM ANGLE	CCT
R33022	RENO-LSN4-DV-MCCT-MW-ECO(4FT)	20/30/40W	128LM/W	120-347V	120°	35/40/50K
R33023	RENO-LSN8-DV-MCCT-MW-ECO(8FT)	40/60/80W	128LM/W	120-347V	120°	35/40/50K

MAKO SERIES  
LED VAPOR TIGHT FIXTURE



► Premium Efficiency

ORDER #	MODEL#	LUMENS OUTPUT	EFFICACY (lm/w)	WATTS	VOLTS	CCT
R33110	RENO-LVP4-DV-MW-MCCT-R1(4FT)	3375/4725/6075	130LM/W	25/35/45W	120-347V	35/40/50K
R33111	RENO-LVP4-DV-MW-MCCT-R2(4FT)	6500/7800/8580	130LM/W	50/60/66W	120-347V	35/40/50K
R33108	RENO-LVP8-MW-DV-MCCT (8FT)	8100/10800/13550	130LM/W	60/80/100W	120-347V	35/40/50K
R74002	RENO-SENSOR-PIR-H-EX	 For external mounting when installed above 13FT				




BUILT IN SENSOR

► Premium Efficiency with built in sensor

ORDER#	MODEL#	LUMENS OUTPUT	INITIAL LUMENS	VOLTS	WATTS	CCT
R33114	RENO-LVP4-DV-MW-MCCT-R1-MS(4FT)	3375/4725/6075	130LM/W	120-347V	25/35/45W	35K/40K/50K
R33115	RENO-LVP4-DV-MW-MCCT-R2-MS(4FT)	6500/7800/8580	130LM/W	120-347V	50/60/66W	35K/40K/50K
R73002	RENO-REMOTE-H	CONTROLLER FOR BI-LEVEL SENSOR (OPTIONAL)				

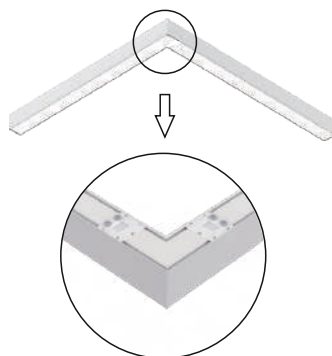
ARRAY SERIES  
ARCHITECTURAL STRIP FIXTURES



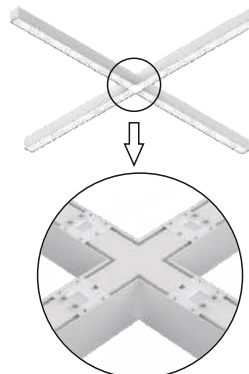
ORDER #	MODEL#	WATTS	INITIAL LUMENS	VOLTAGE	CCT	COLOUR
R33201	RENO-TLSN2-DV-MCCT-MW-WH(2FT)	8/12/15W	115LM/W	120-347V	30/40/50K	WHITE FINISH
R33202	RENO-TLSN4-DV-MCCT-MW-WH(4FT)	30/40/50W	115LM/W	120-347V	30/40/50K	WHITE FINISH
R33203	RENO-TLSN8-DV-MCCT-MW-WH(8FT)	60/80/100W	115LM/W	120-347V	30/40/50K	WHITE FINISH
R33204	RENO-TLSN2-DV-MCCT-MW-BK(2FT)	8/12/15W	115LM/W	120-347V	30/40/50K	BLACK FINISH
R33205	RENO-TLSN4-DV-MCCT-MW-BK(4FT)	30/40/50W	115LM/W	120-347V	30/40/50K	BLACK FINISH
R33206	RENO-TLSN8-DV-MCCT-MW-BK(8FT)	60/80/100W	115LM/W	120-347V	30/40/50K	BLACK FINISH

CONNECTION

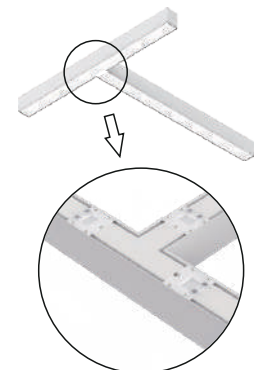
90° CONNECTION



X - CONNECTION



T - CONNECTION





AVAILABLE ACCESSORIES

IMAGE	ORDER #	MODEL #	DESCRIPTION
	R39401	RENO-TLSN2-MCCT-7W-UP-WH	7W, 120-347V, CCT Upper luminous module(2FT) (White)
	R39413	RENO-TLSN2-MCCT-7W-UP-BK	7W, 120-347V, CCT Upper luminous module(2FT) (Black)
	R39402	RENO-TLSN4-MCCT-12W-UP-WH	12W, 120-347V, CCT Upper luminous module(4FT) (White)
	R39414	RENO-TLSN4-MCCT-12W-UP-BK	12W, 120-347V, CCT Upper luminous module(4FT) (Black)
	R39403	RENO-TLSN8-MCCT-15W-UP-WH	15W, 120-347V, CCT Upper luminous module(8FT) (White)
	R39415	RENO-TLSN8-MCCT-15W-UP-BK	15W, 120-347V, CCT Upper luminous module(8FT) (Black)
	R39404	RENO-TLSN-MCCT-L-WH	90° Connector that can be illuminated-CCT (White)
	R39416	RENO-TLSN-MCCT-L-BK	90° Connector that can be illuminated-CCT (Black)
	R39406	RENO-TLSN-MCCT-T-WH	T Connector that can be illuminated-CCT (White)
	R39418	RENO-TLSN-MCCT-T-BK	T Connector that can be illuminated-CCT (Black)
	R39405	RENO-TLSN-MCCT-X-WH	X Connector that can be illuminated-CCT
	R39407	RENO-TLSN-SK	Suspension Kits
	R39409	RENO-TLSN-RMK	Recessed Mount Kits
	R39410	RENO-TLSN-WMK	Wall Mount Kits
	R39411	RENO-TLSN-CMK	Surface Mount Kits
	R39408	RENO-TLSN-CK	Linear Connector Kits
	R39412	RENO-TLSN-CANOPY-WH	Canopy kits for Ceiling Mount
	R39419	RENO-TLSN-CANOPY-BK	Canopy kits for Ceiling Mount

PRISM SERIES  
ARCHITECTURAL LED TROFFER



ORDER #	MODEL#	SIZES	WATTS	INITIAL LUMENS	VOLTAGE	DIMMING	CCT	
R37001	RENO-14PTF-UNV/347-MWMCCT	1 x 4	15/19/24/29W	1950/2470/3120/3770	120-347V	0-10V	35/40/50K	
R37002	RENO-22PTF-UNV/347-MWMCCT	2 x 2	15/19/24/29W	1950/2470/3120/3770	120-347V	0-10V	35/40/50K	
R37003	RENO-24PTF-UNV/347-MWMCCT	2 X 4	29/34/39/49W	3770/4420/5070/6370	120-347V	0-10V	35/40/50K	
R74001	RENO-SENSOR-PIR-H	PIR DIMMING SENSOR FOR TROFFER						
R73002	RENO-REMOTE-H	REMOTE CONTROL FOR PIR SENSOR						

PRISM SERIES  
CENTER BASKET LED TROFFER



ORDER #	MODEL#	SIZES	WATTS	INITIAL LUMENS	VOLTAGE	DIMMING	CCT	
R37004	RENO-14CTF-UNV/347-MWMCCT	1 x 4	15/19/24/29W	1950/2470/3120/3770	120-347V	0-10V	35/40/50K	
R37005	RENO-22CTF-UNV/347-MWMCCT	2 x 2	15/19/24/29W	1950/2470/3120/3770	120-347V	0-10V	35/40/50K	
R37006	RENO-24CTF-UNV/347-MWMCCT	2 x 4	29/34/39/49W	1950/2470/3120/3770	120-347V	0-10V	35/40/50K	
R74001	RENO-SENSOR-PIR-H	PIR DIMMING SENSOR FOR TROFFER						
R73002	RENO-REMOTE-H	REMOTE CONTROL FOR PIR SENSOR						



AIM SERIES  
LED PANEL 2X2,2X4,1X4



► **ECO - Standard Efficiency**

ORDER #	MODEL#	INITIAL LUMENS	WATTS	BEAM ANGLE	VOLTS	CCT
R35301	RENO-14BLPL-UNV-347-MWMCCT-ECO	119LM/W	15/19/24/29W	120°	120-347V	35/40/50K
R35302	RENO-22BLPL-UNV/347-MWMCCT-ECO	122LM/W	15/19/24/29W	120°	120-347V	35/40/50K
R35303	RENO-24BLPL-UNV-347-MWMCCT-ECO	124LM/W	29/34/39/49W	120°	120-347V	35/40/50K

► **Premium Efficiency**

ORDER #	MODEL#	INITIAL LUMENS	WATTS	BEAM ANGLE	VOLTS	CCT
R35104	RENO-14BLPL-UNV/347-MWMCCT-HL	130LM/W	20/25/30/40W	120°	120-347V	35/40/50K
R35105	RENO-22BLPL-UNV/347-MWMCCT-HL	130LM/W	20/25/30/40W	120°	120-347V	35/40/50K
R35106	RENO-24BLPL-UNV/347-MWMCCT-HL	130LM/W	30/40/50/60W	120°	120-347V	35/40/50K

► **Accessories**


IMAGE	ORDER#	MODEL#	DESCRIPTION
	R39201	RENO-SMK14	1"X 4" Surface Mount Frame
	R39202	RENO-SMK22	2"X 2" Surface Mount Frame
	R39203	RENO-SMK24	2"X 4" Surface Mount Frame
	R39204	RENO-RP	70.9" (1.8mm) Aircraft Suspension Cable (set of 6 cables for 1 1"x 4" fixture)

HELIOS SERIES  
WRAP AROUND FIXTURE 2FT & 4FT



ORDER #	MODEL#	WATTS	INITIAL LUMENS	VOLTAGE	DIMMING	CCT	DLC
R38001	RENO-HWR2-MW-DV-MCCT (2FT)	12/15/18/22W	130 LM/W	120-347V	0-10V	35/40/50K	DLC Standard
R38002	RENO-HWR4-MW-DV-MCCT (4FT)	22/28/34/44W	130 LM/W	120-347V	0-10V	35/40/50K	DLC Standard
R38003	RENO-HWR2-MW-DV-MCCT-MS(2FT)	12/15/18/22W	130 LM/W	120-347V	0-10V	35/40/50K	DLC Premium
R38004	RENO-HWR4-MW-DV-MCCT-MS(4FT)	22/28/34/44W	130 LM/W	120-347V	0-10V	35/40/50K	DLC Premium

BRILLIANCE SERIES  
LED FIRE RATED RECESSED DOWNLIGHT



**2 HOUR FIRE RATING**  
Tested to comply with UL 263,  
ASTM E119 & CAN ULC S101

ORDER#	MODEL NUMBER	SIZE	WATTS	VOLTAGE(V)	HOUR RATING	INITIAL LUMENS	CCT(K)
R36031	RENO-LED-4-S9W-5CCT-FR	4"	9W	120V	50,000	600 LM/W	27K/3K/35K/4K/5K
R36033	RENO-LED-4-S12W-MCCT-WH-FR	4"	12W	120V	50,000	800 LM/W	27K/3K/35K/4K/5K
R36032	RENO-LED-6-S15W-MCCT-WH-FR	6"	15W	120V	50,000	1100 LM/W	27K/3K/35K/4K/5K

SOL SERIES  
LED SLIM SURFACE ROUND



ORDER#	MODEL #	WATTS	INITIAL LUMENS	CCT(K)	SIZES	VOLTAGE
R31101	RENO-S5R-MCCT-WH	10W	600 LM/W	30/40/50K	5"	120-277V
R31102	RENO-S7R-MCCT-WH	15W	900 LM/W	30/40/50K	7"	120-277V
R31103	RENO-S9R-MCCT-WH	18W	1150 LM/W	30/40/50K	9"	120-277V
R31104	RENO-S12R-MCCT-WH	22W	1450 LM/W	30/40/50K	12"	120-277V
R31105	RENO-S15R-MCCT-WH	30W	2000 LM/W	30/40/50K	15"	120-277V
R31106	RENO-S19R-MCCT-WH	35W	2200 LM/W	30/40/50K	19"	120-277V

SOL SERIES  
LED SLIM SURFACE ROUND WITH SENSOR



BUILT IN SENSOR

ORDER#	MODEL #	WATTS	INITIAL LUMENS	CCT(K)	SIZES	VOLTAGE
R31170	RENO-S9R-MCCT-18W-WH-MS	18W	1300 LM/W	30K/40K/50K	9"	120-277V
R31171	RENO-S12R-MCCT-24W-WH-MS	24W	1800 LM/W	30K/40K/50K	12"	120-277V

## LED EMERGENCY LIGHT



ORDER#	MODEL#	POWER	WATAGE	INPUT	OUTPUT
R61201	RENO-EBP36W-U	2x2W	36W	120/277/347V	6 VDC
R61202	RENO-EBP72W-U	2x2W	72W	120/277/347V	12 VDC

ORDER#	MODEL#	POWER	LUMENS	VOLTAGE	MATERIAL
R61101	RENO-ERH2W-1	2W	130lm	3.6V-24VDC	ABS
R61102	RENO-ERH7W-1	7W	400lm	5V-24VDC	ABS
R61103	RENO-ERH2W-2	2X2W	2X130lm	3.6V-24VDC	ABS
R61104	RENO-ERH7W-2	2X7W	2X 400lm	5V-24VDC	ABS



ORDER #	MODEL #	POWER	LUMENS	VOLTAGE	MATERIAL
R61203	RENO-EBU2W-2	2 x 2W	311 lms	120-347V	ABS

# LED EMERGENCY LIGHT



Comes with three pictograms



▲  
**Exit Sign**



▲  
**Combo**

ORDER#	MODEL#	TYPE	BATTERY	VOLTAGE	POWER CONSUMPTION	LAMP HEAD
R61001	RENO-RMS-U	Exit sign	3.6V Ni-cad	120/277/347V	2.7W at 120V 2.64W at 347V	No
R61002	RENO-RMC-U	Sign & lights Combo	3.6V Ni-cad	120/277/347V	3.93W at 120V 3.27W at 347V	1W 6000K LED



ORDER#	MODEL#	TYPE	BATTERY	VOLTAGE	FREQUENCY	LAMP HEAD
R61003	RENO-REL-U	Exit sign	3.6V Ni-cad	120/277/347V	60Hz	No

ARIES SERIES  
LED AREA FLOOD LIGHT



Plug-in Dimming Sensor/Photocell



Plug-in Dimming Sensor/Photocell

ORDER #	MODEL #	WATTS	VOLTAGE(V)	HOUR RATING	BEAM ANGLE	INITIAL LUMENS	CCT(K)
R53021	RENO-SB-100W-MW-DV-MCCT-R1	40/60/80/100W	120-347V	70,000	T3	150LM/W	30/40/50K
R53022	RENO-SB-150W-MW-DV-MCCT-R2	100/120/135/150W	120-347V	70,000	T3	150LM/W	30/40/50K
R53023	RENO-SB-240W-MW-DV-MCCT-R3	180/200/220/240W	120-347V	70,000	T3	150LM/W	30/40/50K
R53024	RENO-SB-320W-MW-DV-MCCT-R4	240/280/300/320W	120-347V	70,000	T3	150LM/W	30/40/50K

► Accessories

IMAGE	ORDER#	MODEL#	DESCRIPTION
	R59004	RENO-Trunnion-G3	U BRACKET FOR SHOE BOX G3
	R59005	RENO-Slip Fitter-G3	SLIP FITTER FOR SHOEBOX G3
	R59006	RENO-STRAIGHT ARM-G3	STRAIGHT ARM MOUNT FOR SHOEBOX G3
	R72001	RENO-SENSOR-PC-S	PHOTOCELL FOR SHOEBOX
	R71001	RENO-SENSOR-MW-S	BI-LEVEL DIMMING SENSOR FOR SHOEBOX
	R73001	RENO-SB-Controller	CONTROLLER FOR BI-LEVEL SENSOR
	R59010	RENO-SB-SHIELD-R1	SHOEBOX SHIELD FOR 75W/100W/150W
	R59011	RENO-SB-SHIELD-R2	SHOEBOX SHIELD FOR 240W-320W



OPS SERIES  
LED WALL PACK



ORDER #	MODEL #	WATTS	VOLTAGE(V)	HOUR RATING	BEAM ANGLE	INITIAL LUMENS	CCT(K)
R51024	RENO-WP-MW-DV-R1	30W/40W/50W	120-347V	70,000	110°	135LM/W	30/40/50K
R51025	RENO-WP-MW-DV-R2	45W/60W/75W	120-347V	70,000	110°	135LM/W	30/40/50K
R51026	RENO-WP-MW-DV-R3	72W/96W/120W	120-347V	70,000	110°	135LM/W	30/40/50K
R59101	RENO-WP-PS	DC BUTTON PHOTOCELL					
R59009	RENO-WP-SP	10KA SURGE PROTECTOR					
R59007		WALL PACK WIRE GUARD (R1&R2&R3)					
R59008		RENO-WP-SHIELD   WALL PACK SHIELD					

OPS SERIES  
LED SLIM WALL PACK



DC Button Photocell

ORDER #	MODEL #	WATTS	VOLTAGE(V)	HOUR RATING	BEAM ANGLE	INITIAL LUMENS	CCT(K)
R51113	RENO-SWP-DV-MCCT-R1	21/28/35W	120-347V	70,000	40°	130 LM/W	30/40/50K
R51114	RENO-SWP-DV-MCCT-R2	45/60/75W	120-347V	70,000	40°	130 LM/W	30/40/50K
R59101	RENO-WP-PS	DC BUTTON PHOTOCELL					

## GEMINI SERIES LED CUT OFF WALL PACK



ORDER #	MODEL#	WATTS	VOLTAGE(V)	HOUR RATING	BEAM ANGLE	INITIAL LUMENS	CCT(K)
R51012	RENO-CWP-60W-MW-DV-MCCT-R1	25/40/60W	120-347V	50,000	TYPE 3	3275/5240/7860	30/40/50K
R51013	RENO-CWP-120W-MW-DV-MCCT-R2	80/100/120W	120-347V	50,000	TYPE 3	10480/13100/15720	30/40/50K



## OPS SERIES LED SECURITY WALL PACK



ORDER #	MODEL#	WATTS	VOLTS	BEAM ANGLE	INITIAL LUMENS	HOUR RATING	CCT(K)
R51014	RENO-WP-25W-MW-MCCT-SEN	16/20/25W	120-277V	90°	110 lpw	50,000	35/40/50K

HALO SERIES  
ARCHITECTURAL POST TOP



ORDER #	MODEL#	WATTS	INITIAL LUMENS	VOLTS	BEAM ANGLE	CCT(K)
R55004	RENO-PT-DV-MV-MCCT-R1	40/50/60W	130LM/W	120-347V	90°	30/40/50K
R55005	RENO-PT-DV-MV-MCCT-R2	60/80/100W	130LM/W	120-347V	90°	30/40/50K
R55006	RENO-PT-DV-MV-MCCT-R3	120/135/150W	130LM/W	120-347V	90°	30/40/50K
R72001		RENO-SENSOR-PC-S				
R71001		RENO-SENSOR-MW-S				
R73001		RENO-REMOTE-S				

HALO SERIES  
POST TOP



ORDER #	MODEL#	WATTS	INITIAL LUMENS	VOLTS	BEAM ANGLE	CCT(K)
R55001	RENO-RL21A-60W-40K	60W	7260lm/w	120-347V	105°	4000K
R55002	RENO-RL21A-80W-40K	80W	9920lm/w	120-347V	105°	4000K
R55003	RENO-RL21A-150W-40K	150W	18300lm/w	120-347V	105°	4000K

FLARE SERIES  
LED SQUARE CANOPY



ORDER #	MODEL #	WATTS	VOLTAGE(V)	HOUR RATING	BEAM ANGLE	INITIAL LUMENS	CCT
R52017	RENO-SCP-40W-MW-DV-MCCT-R1	25/30/35/40W	120-347V	50,000	140°	130 LM/W	30/40/50K
R52018	RENO-SCP-75W-MW-DV-MCCT-R2	45/55/65/75W	120-347V	50,000	140°	130 LM/W	30/40/50K

FLARE SERIES  
LED SLIM ROUND CANOPY



Plug-in Dimming Sensor/Photocell



ORDER #	MODEL #	WATTS	VOLTAGE(V)	HOUR RATING	INITIAL LUMENS	BEAM ANGLE	CCT(K)
R52013	RENO-CP-40W-MW-DV-MCCT-R1	25/30/35/40W	120-347V	70,000	130 LM/W	140°	30K/40K/50K
R52014	RENO-CP-75W-MW-DV-MCCT-R2	45/55/65/75W	120-347V	70,000	130 LM/W	140°	30K/40K/50K
R71001	RENO-SENSOR-MW-S	DIMMING MICROWAVE SENSOR FOR CANOPY FIXTURE					
R72001	RENO-SENSOR-PC-S	PHOTOCELL SENSOR FOR CANOPY FIXTURE					
R73001	RENO-REMOTE-S	CONTROLLER FOR BI-LEVEL SENSOR					

SYLO SERIES  
BOLLARD



ORDER #	MODEL#	WATTS	VOLTS	LUMENS OUTPUT	BEAM ANGLE	CCT	POWER FACTOR
R56001	RENO-BL01A-25W-DV-MCCT	25W	120-347V	3000	360°	30K/40K/50K	0.9
R56002	RENO-BL01B-25W-DV-MCCT	25W	120-347V	3000	360°	30K/40K/50K	0.9

SYLO SERIES  
ARCHITECTURAL BOLLARD FIXTURES



ORDER #	MODEL#	WATTS	INITIAL LUMENS	VOLTAGE	CCT	COLOUR
R56003	RENO-BL3-MW-DV-MCCT	14/19/24W	115LM/W	120-347V	30/40/50K	BROWN FINISH
R56004	RENO-BL4-MW-DV-MCCT	14/19/24W	115LM/W	120-347V	30/40/50K	BROWN FINISH